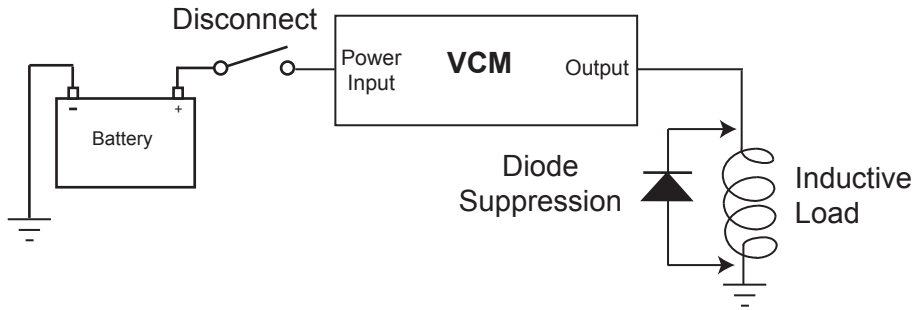


## IMPORTANT NOTICE

### InPower VCM-Series Products

If the VCM is operating an inductive load (relay coil, solenoid, etc.) and its +12 volt input power can be disconnected from the battery while the inductive load is energised, the load must be diode suppressed to prevent damage to the VCM. This diode should be located at the inductive load.

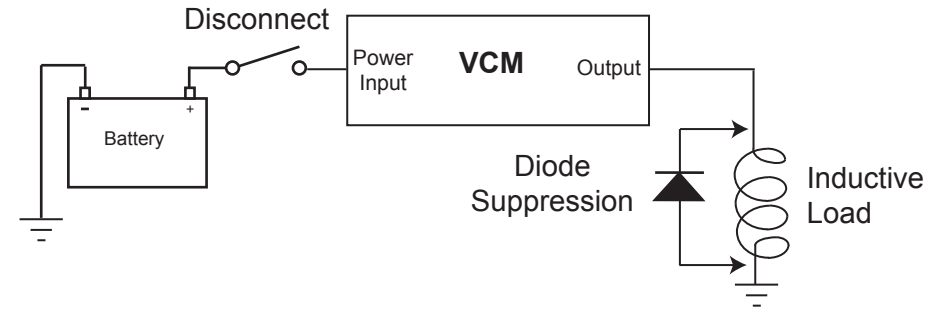


InPower LLC [www.InPowerDirect.com](http://www.InPowerDirect.com) Technical Bulletin TB-60A

## IMPORTANT NOTICE

### InPower VCM-Series Products

If the VCM is operating an inductive load (relay coil, solenoid, etc.) and its +12 volt input power can be disconnected from the battery while the inductive load is energised, the load must be diode suppressed to prevent damage to the VCM. This diode should be located at the inductive load.

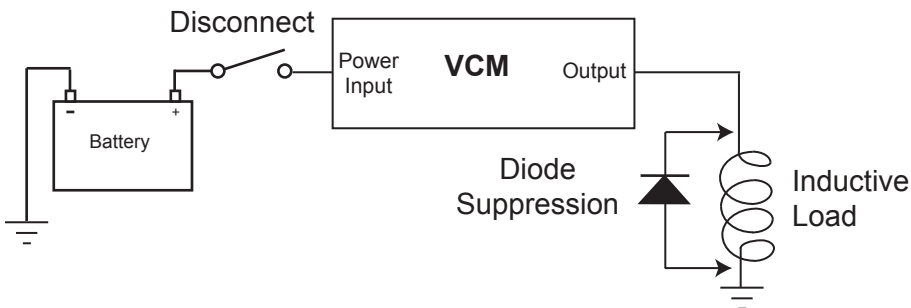


InPower LLC [www.InPowerDirect.com](http://www.InPowerDirect.com) Technical Bulletin TB-60A

## IMPORTANT NOTICE

### InPower VCM-Series Products

If the VCM is operating an inductive load (relay coil, solenoid, etc.) and its +12 volt input power can be disconnected from the battery while the inductive load is energised, the load must be diode suppressed to prevent damage to the VCM. This diode should be located at the inductive load.

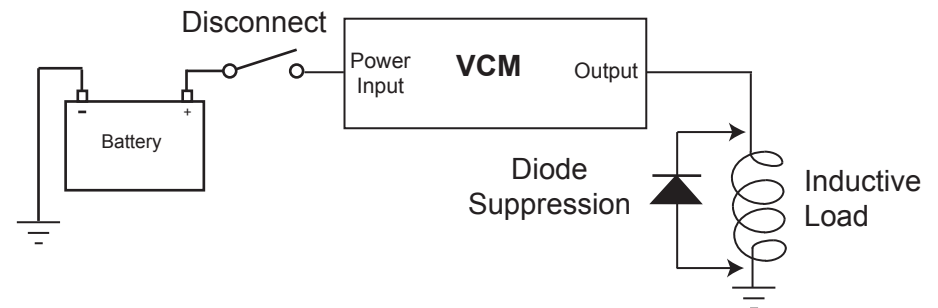


InPower LLC [www.InPowerDirect.com](http://www.InPowerDirect.com) Technical Bulletin TB-60A

## IMPORTANT NOTICE

### InPower VCM-Series Products

If the VCM is operating an inductive load (relay coil, solenoid, etc.) and its +12 volt input power can be disconnected from the battery while the inductive load is energised, the load must be diode suppressed to prevent damage to the VCM. This diode should be located at the inductive load.



InPower LLC [www.InPowerDirect.com](http://www.InPowerDirect.com) Technical Bulletin TB-60A